

Welcome
CENSUS
OF AGRICULTURE
INDIAN COUNTRY STATS, FACTS & MORE



We will begin soon

WHO WE ARE

Started at the University of Arkansas School of Law by Dean Emeritus Stacy Leeds and Founding Director Janie Simms Hipp in 2013.

Our Mission

Enhance health and wellness in Tribal communities by advancing healthy food systems, diversified economic development, and cultural food traditions in Indian Country.



UNIVERSITY OF
ARKANSAS



AGENDA

Economic Impact of Indian Country Food & Ag

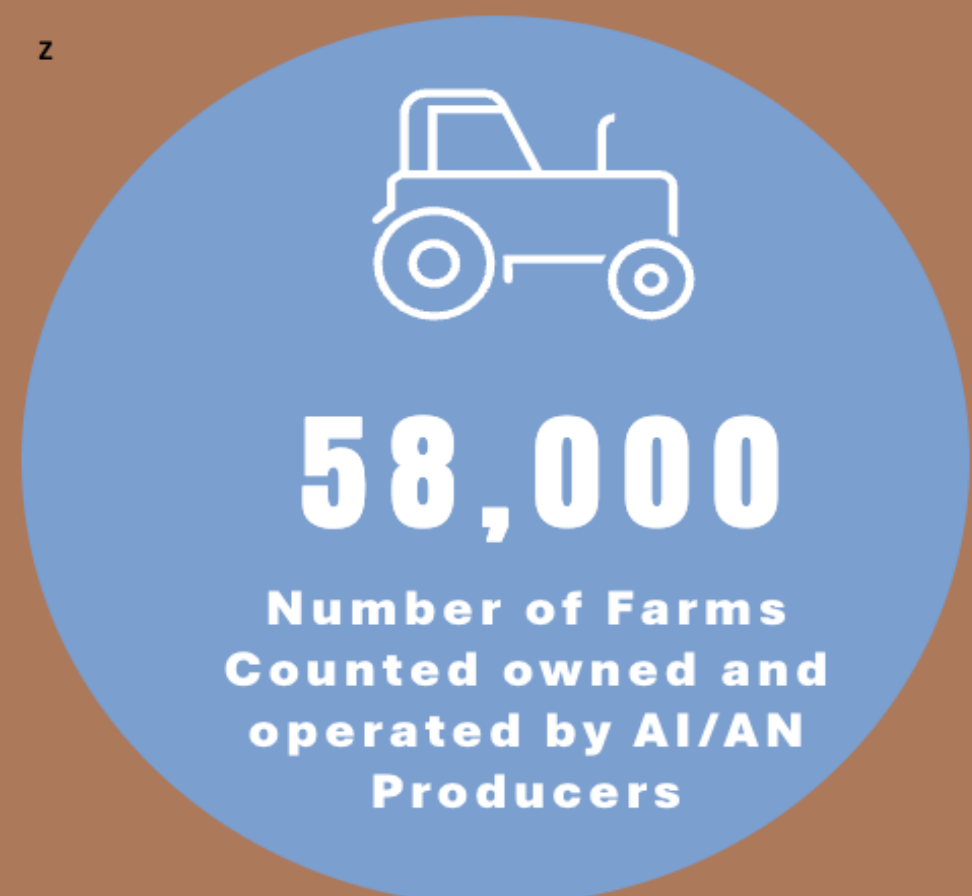
Economic Impact of Indian Country Food and Agriculture

- What is Indian Country's food and agriculture economic impact?
- Data Breakdown - What are the stats?
- Impacts on Economic Impact
- Insight from Akiptan's Executive Director, Skya Ducheneaux
- Question and Answer



2022 - Census of Agriculture Webinar Series

INDIAN COUNTRY AG IS VIBRANT & DIVERSE



2022 AG CENSUS DATA



WHAT IS MARKET VALUE?

- When we talk about the market value of agriculture, we're talking about how much all these farm products are worth in total, based on what people want and are willing to pay for them.



MARKET VALUE

Why it Matters

- **Economic Stability**
- **Farmer's Income**
- **Food Security**
- **Consumer Prices**
- **Global Trade**



Economic Stability

- **If the market value is high, it indicates a thriving industry that can contribute to economic growth and stability.**



Farmer's Income

- **For farmers, understanding the market value of their crops helps them make informed decisions about what to grow and when to sell.**



Food Security

- **Understanding market value can help ensure a diverse and stable food supply.**




Consumer Prices

- **When the market value of certain crops is high, consumers may see higher prices at the grocery store.**



Global Trade

- **Understanding the market value of agricultural products is crucial for international trade negotiations and determining competitive advantage in global markets.**



What the 2022 Ag Census Data Says

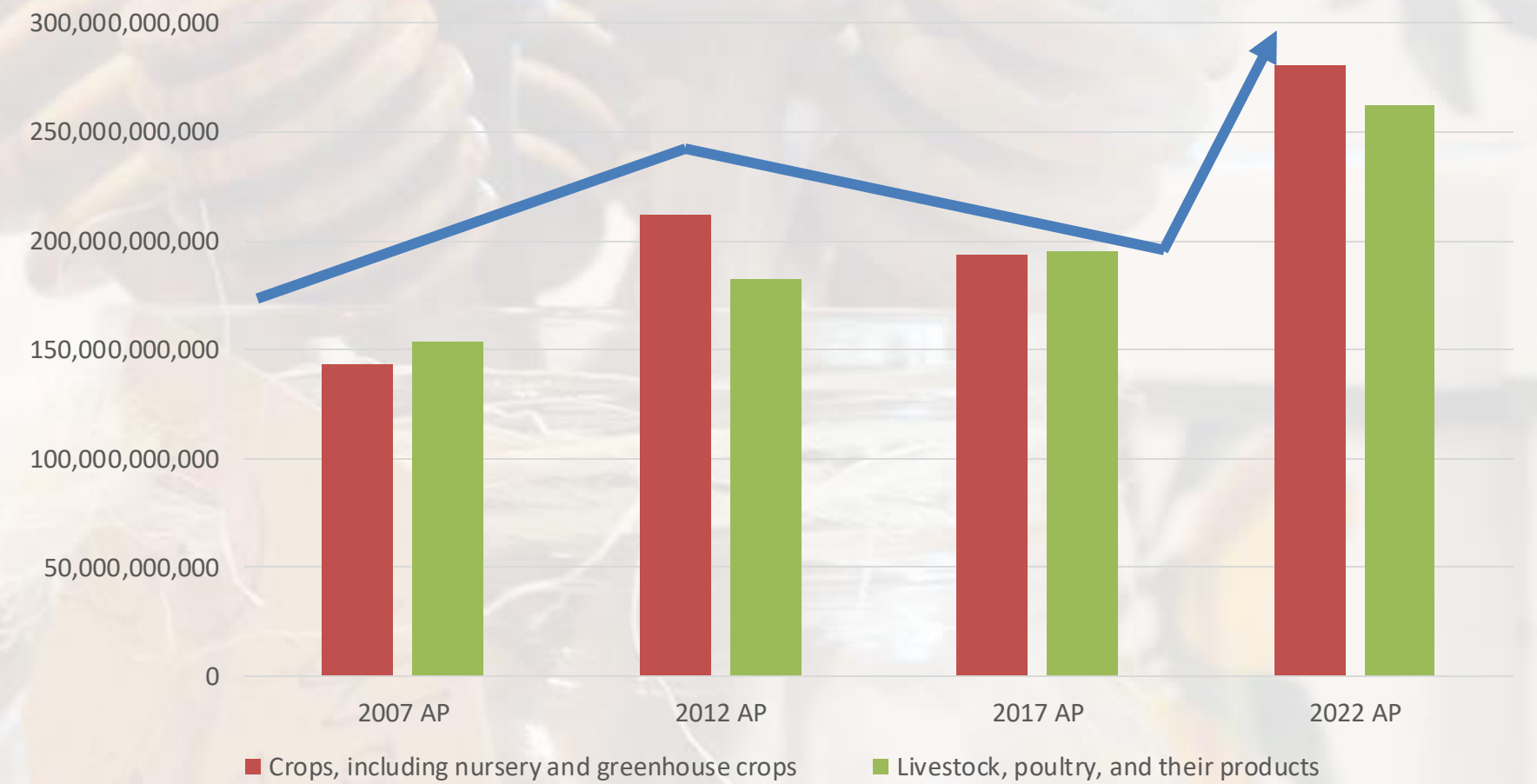


Market Value of Products Sold

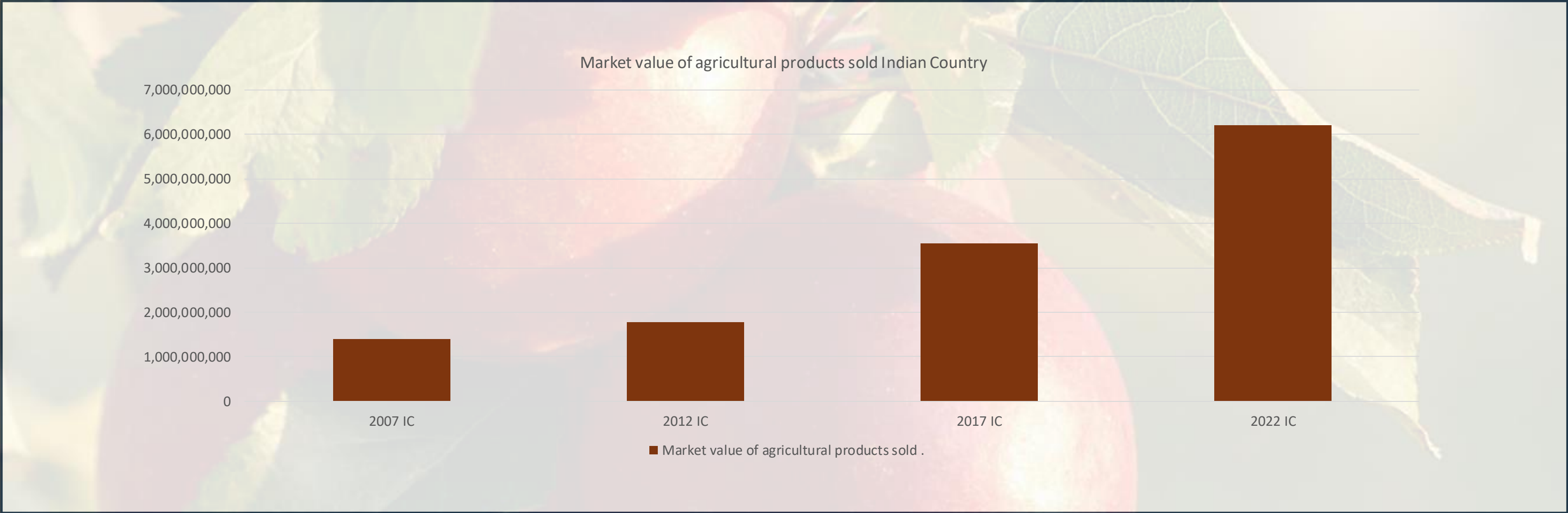
MARKET VALUE OF AGRICULTURAL PRODUCTS SOLD AND GOVERNMENT PAYMENTS IN INDIAN COUNTRY



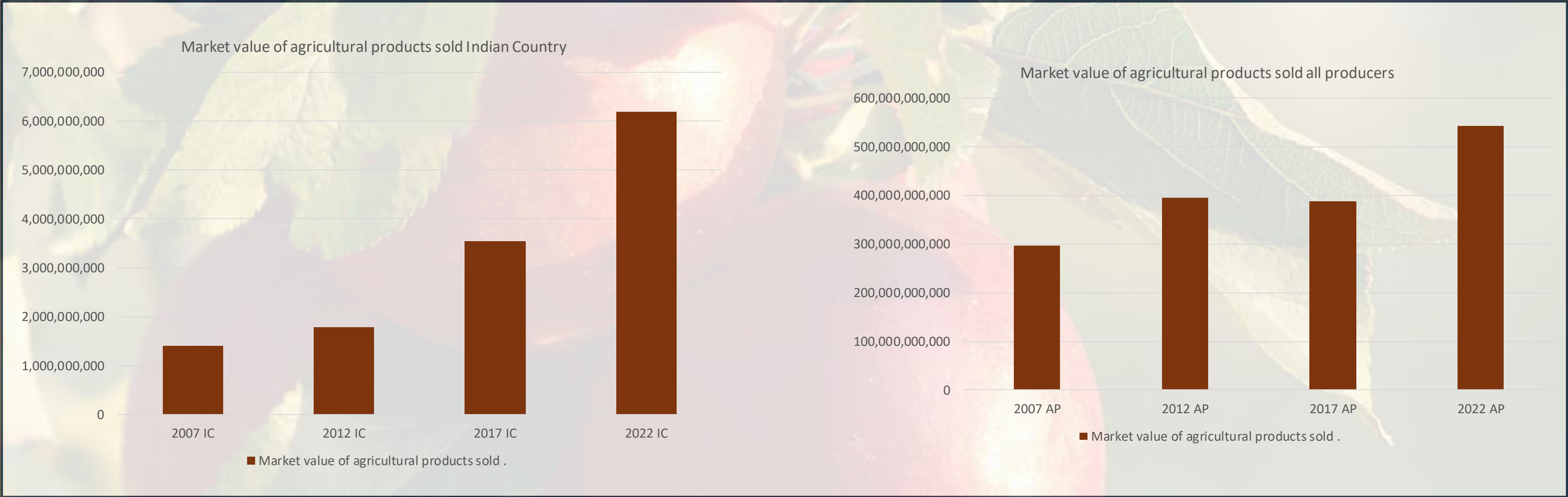
MARKET VALUE OF AGRICULTURAL PRODUCTS SOLD AND GOVERNMENT PAYMENTS ALL PRODUCERS



Indian Country's Economic Impact 2007 - 2022



Indian Country's Economic Impact 2007 - 2022



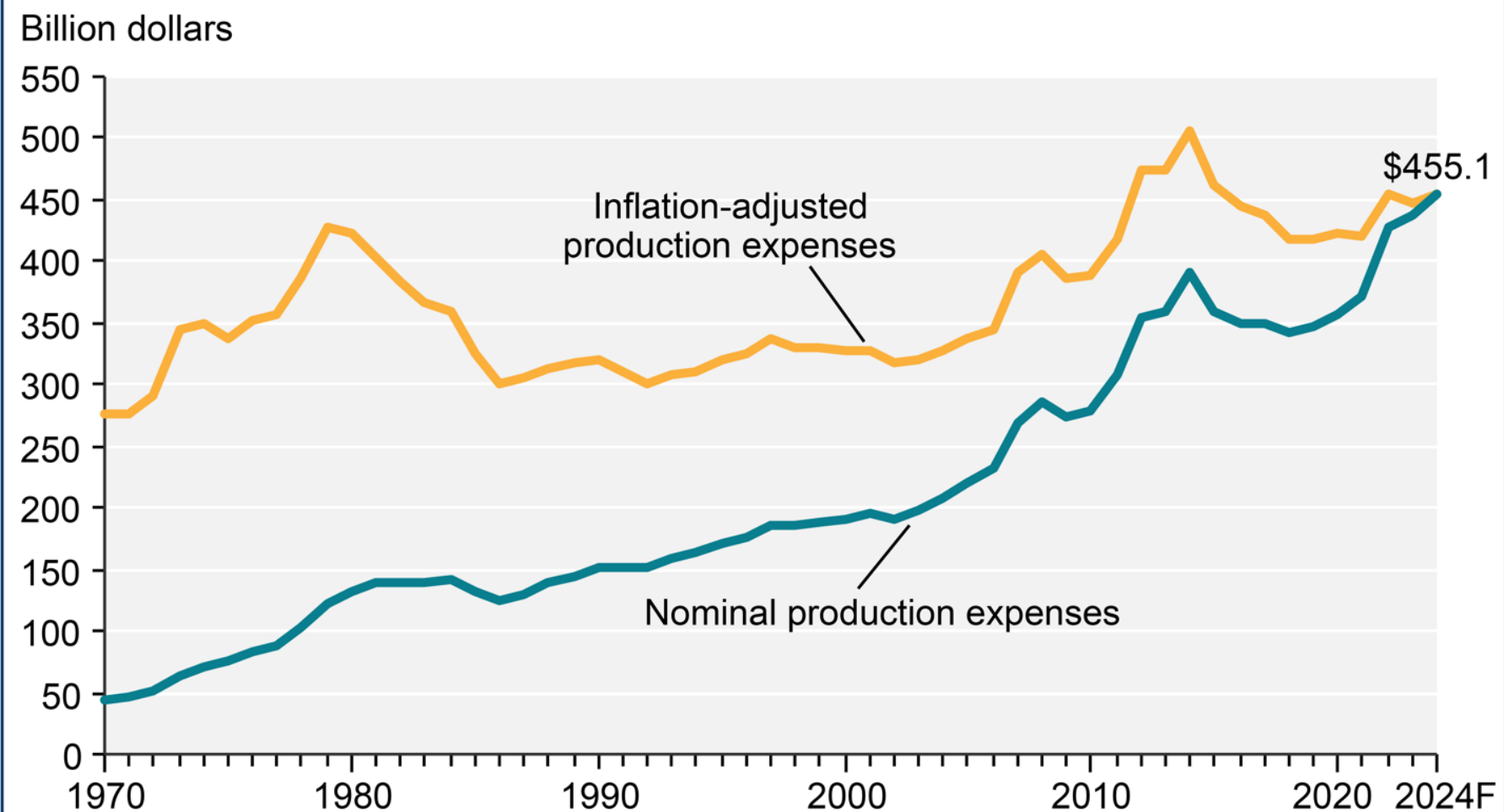
FACTORS AFFECTING ECONOMIC IMPACT



2022 - Census of Agriculture Webinar Series

INFLATION

Nominal and inflation-adjusted U.S. farm production expenses, 1970–2024F



Note: F = forecast; data for 2023 and 2024 are forecasts. Values are adjusted for inflation using the U.S. Department of Commerce, Bureau of Economic Analysis, Gross Domestic Product Price Index (BEA API series code: A191RG) rebased to 2024 by USDA, Economic Research Service.

Source: USDA, Economic Research Service, Farm Income and Wealth Statistics. Data as of February 7, 2024.

- Prices are 29.15% higher in 2022 than they were in 2007



LIVESTOCK FEED

- There has been a trend of moderate inflation in feed prices due to factors like rising production costs and increasing demand for feed inputs.

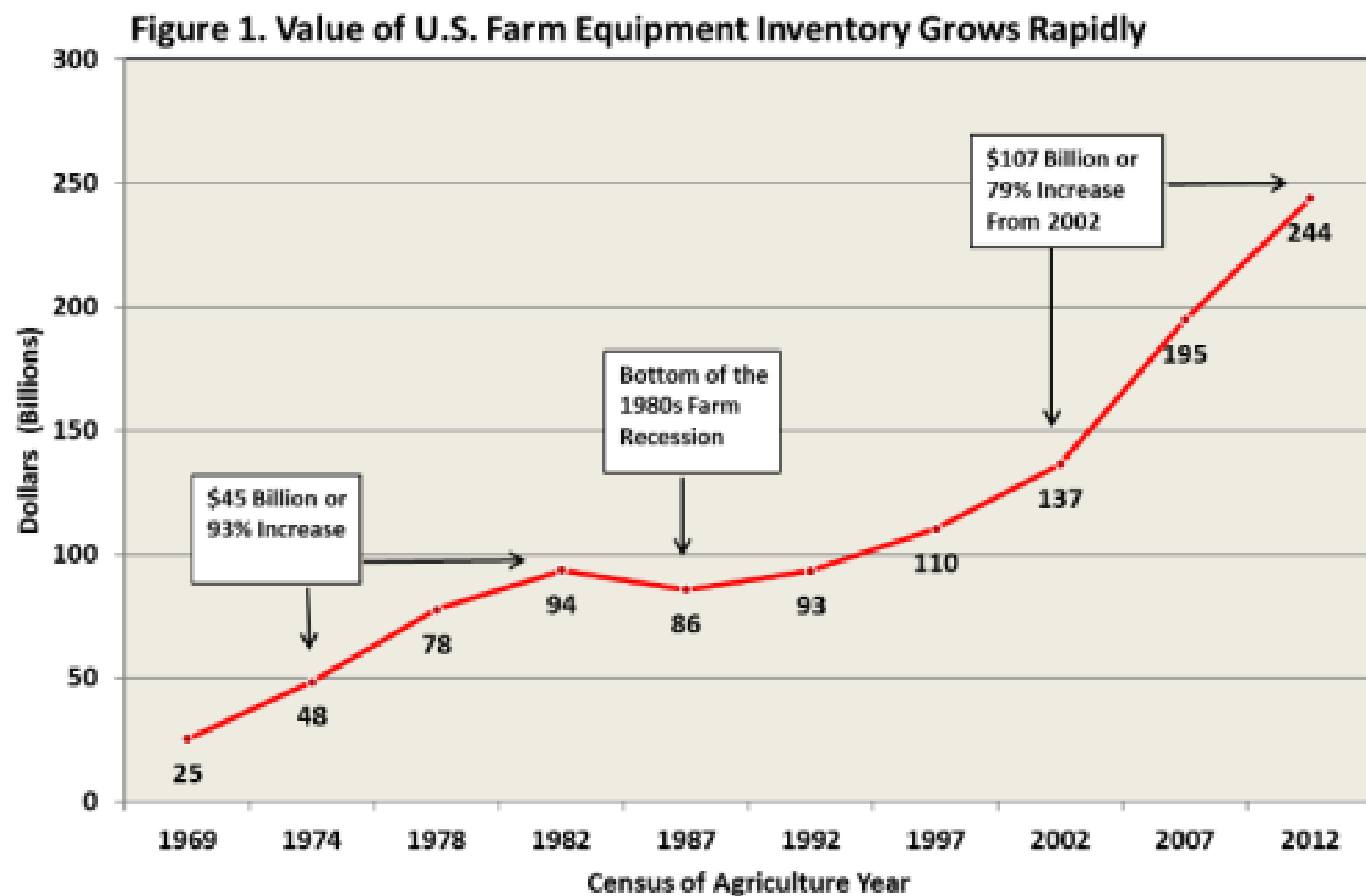


[This Photo](#) by Unknown Author is licensed under [CC BY-NC](#)



2022 - Census of Agriculture Webinar Series

FARM EQUIPMENT



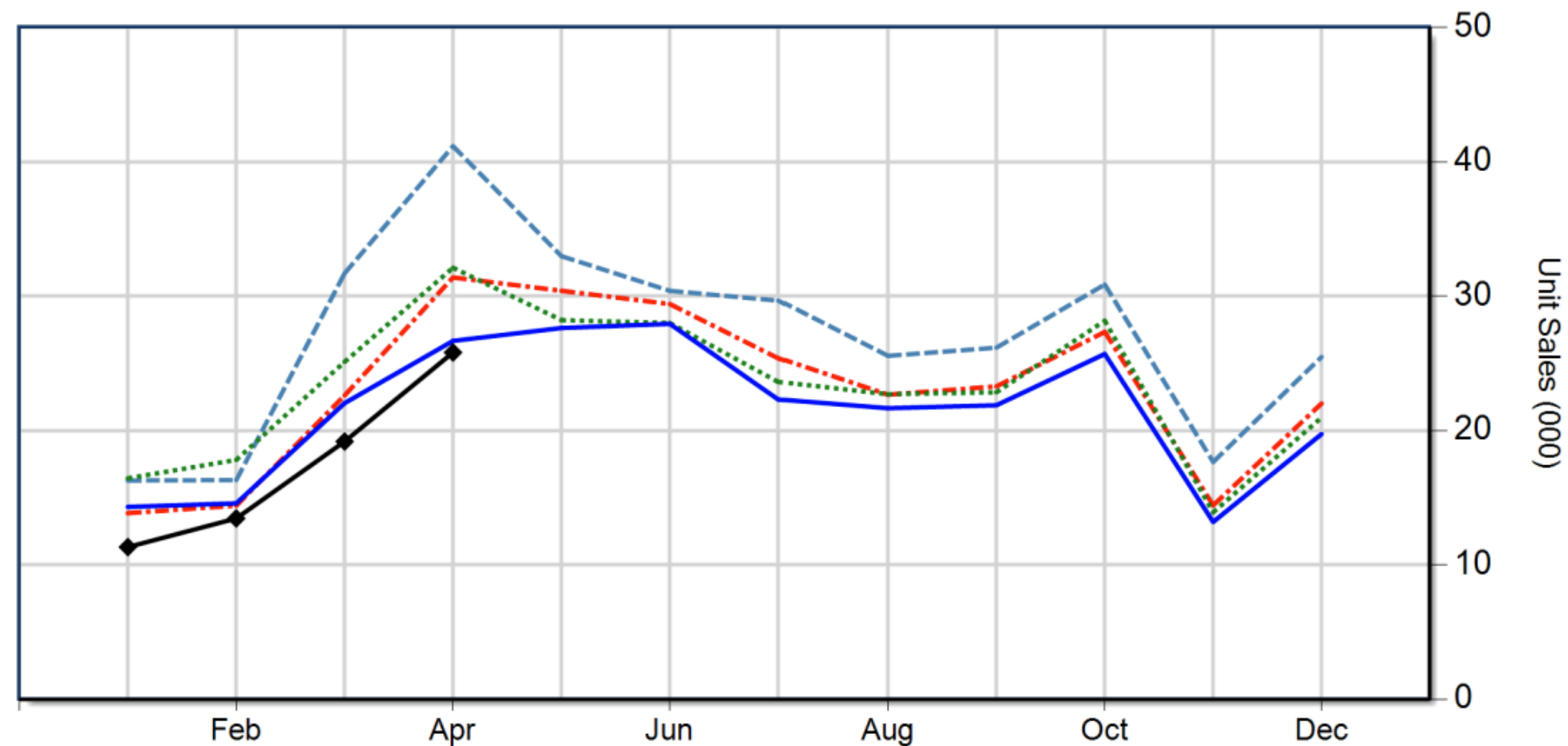
Source: FCA/GRP, data compiled from the U.S. Department of Agriculture, Census of Agriculture.

- Farm equipment prices have shown a tendency to increase over time due to factors like the incorporation of advanced technologies, higher material costs, and increased productivity demands from farmers.



FARM EQUIPMENT

United States Unit Retail Sales
2-4WD Tractors & Combines



Graph from the
Association of
Equipment
Manufacturers

--- 5 Yr Average (19-23) - - - 2021 2022 — 2023 —◆— 2024

- In general, tractor sales are considered a good barometer of other farm equipment sales by the industry.



2022 - Census of Agriculture Webinar
Series

INSURANCE - RISK MANAGEMENT



- The cost of farm insurance can be impacted by various factors, including weather-related risks, commodity price fluctuations, and changes in policy coverage and regulations.
- While this is not a huge factor it can impact cost of doing business.



CLIMATE CHANGE



Drought affects:

- irrigation,
- food prices,
- extreme weather that can damage crops,
- truncated growing seasons,
- pests and diseases,
- desertification



SPECIAL GUEST - SKYA DUCHENEAEUX



SKYA DUCHENEAEUX
Executive Director



QUESTION & ANSWER

Follow IFAI



indigenousfoodandag.com



[@IndigenousFoodandAg](https://www.facebook.com/IndigenousFoodandAg)



Indigenous Food and
Agriculture Initiative



[@foodsovereignty](https://www.instagram.com/foodsovereignty)

Join Us Next Time!

Online Webinar Series
CENSUS
OF AGRICULTURE

**INDIAN COUNTRY STATS, FACTS &
MORE**

Held on Zoom monthly, every third Wednesday at
2:30 p.m. Central

- June 19
- JULY NONE - IFAI YOUTH SUMMIT
- August 21
- September 18

bit.ly/ICAGCENSUS

Contact Us

agpolicy@uark.edu

u