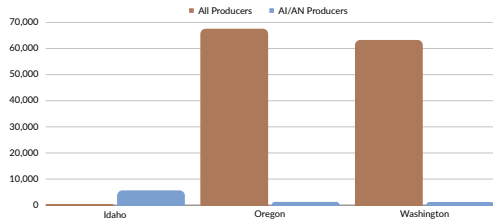




# FARM & AGRICULTURE REPORT

## AMERICAN INDIAN, ALASKA NATIVE PRODUCERS

### BIA Northwest Region: Idaho - Oregon - Washington



AI/AN average farm size is:


# 1,634 acres

Non-Native farms in this region average 434 acres <sup>1</sup>

The average size of AI/AN farms and ranches is almost four times the size of non-Native farms and ranches in the Northwest Region.<sup>4</sup>

Total AI/AN Market Value of Agricultural Sales:

# \$1,073,155,000



Average Market Value of AI/AN Agricultural Sales:

ID - \$153,986  
OR - \$52,887  
WA - \$79,643



Average AI/AN net farm income **\$16,215**

Non-Native producers average \$39,967

Lower net farm income is one contributing factor to credit access in Indian Country food and agriculture.



# 14%

AI/AN Producers Do Not Have Broadband Access<sup>2</sup>

Top AI/AN Produced Crops<sup>5</sup>



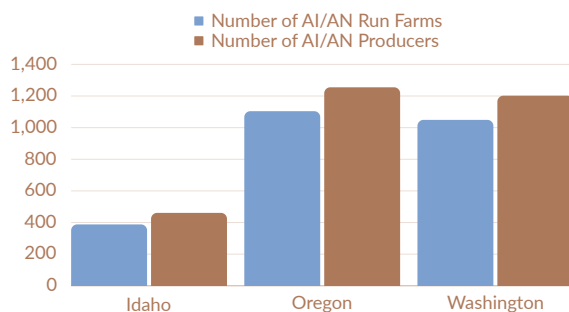
ID - Forage, corn, wheat  
OR - Forage, wheat, cherries  
WA - Wheat, forage, corn



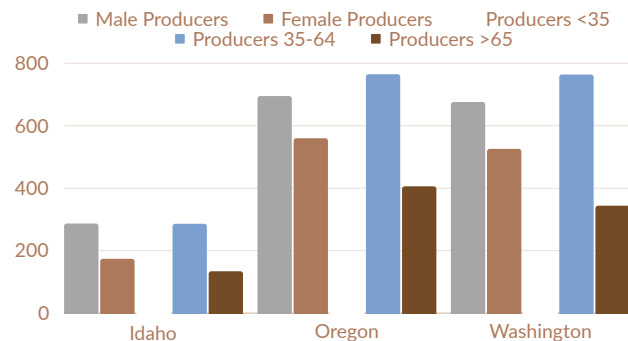
Top AI/AN Produced Livestock<sup>6</sup>

ID	OR	WA
Cattle- 147 farms	Cattle- 335 farms	Cattle- 261 farms
Layers - 60 farms	Horses - 73 farms	Layers - 179 farms
Horses - 39 farms	Layers- 195 farms	Sheep - 114 farms

## Characteristics<sup>7</sup>



## AI/AN Demographics<sup>8</sup>



While the number of female and male producers are nearly the same in some parts of this region, female producers make up only 9% of all producers in the country, according to the USDA 2017 Census of Agriculture



# FOOD SECURITY REPORT

## AMERICAN INDIAN, ALASKA NATIVE PRODUCERS

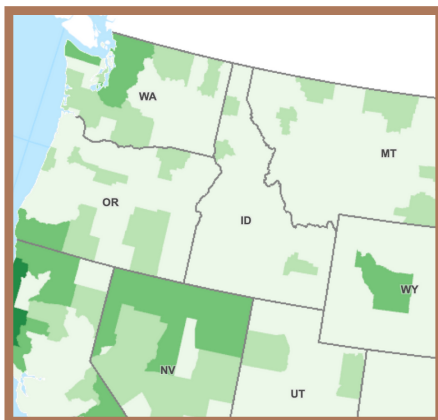
### BIA Northwest Region: Idaho - Oregon - Washington

#### Number of Tribal Supplemental Nutrition Assistance Program (SNAP) Participants

ID – 209,622  
 OR – 116,683  
 WA – 6,151

#### Total Food Distribution Program on Indian Reservations (FDPIR) Participants<sup>10</sup>

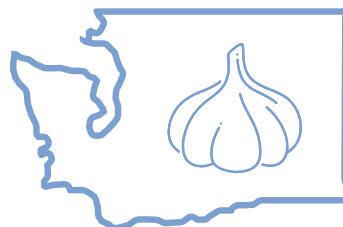
ID – 183  
 OR – 15,848  
 WA – 390



**2015 FDPIR Sites**

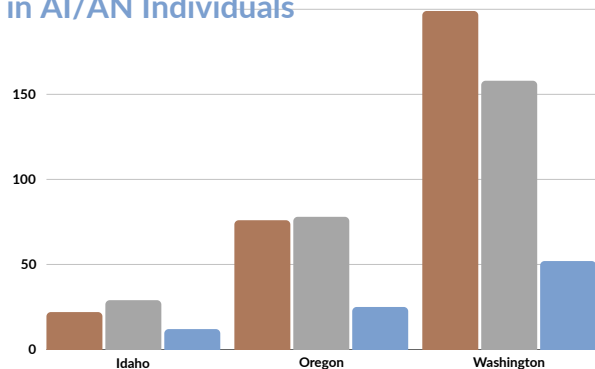
USDA Food Environment Atlas

#### 2017 Ag Census Fast Facts:



One of the traditional plants harvested by the Colville Nation is Inchelium red garlic. It is the oldest strain of garlic grown in America.

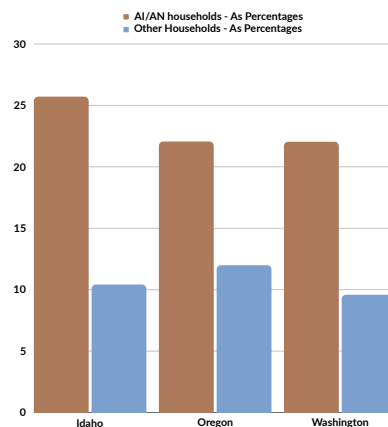
#### Number of Nutrition Related Deaths in AI/AN Individuals<sup>11</sup>



Total number of deaths of AI/AN individuals in 2018: cancer (grey), diabetes (blue), heart disease (brown)

#### Family Poverty Rates for 2023<sup>12</sup>

The poverty rate for AI/AN families in the Northwest Region is more than double the rate for all other households, and there is high participation in SNAP and Food Distribution Program on Indian Reservations (FDPIR).



1-8 2017 Census of Agriculture

9-10 USDA Food and Nutrition Services

11 Kaiser Family Foundation

12 World Population Review

Research conducted and compiled by the Indigenous Food and Agriculture Initiative. For questions or comments, contact Kristiana Coutu, Director of Policy, Research and Tribal Governance, at [kcoutu@uark.edu](mailto:kcoutu@uark.edu)

*This document is strictly for educational purposes only and does not constitute legal advice nor create an attorney/client relationship.*