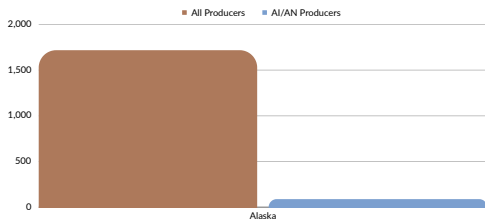




# FARM & AGRICULTURE REPORT

## AMERICAN INDIAN, ALASKA NATIVE PRODUCERS

### BIA Alaska Region: Alaska



AI/AN average farm size is:


# 4,379 acres

Non-Native farms in this region average 858 acres<sup>1</sup>

The average size of AI/AN farms and ranches is more than five times the size of non-Native farms and ranches in the Alaska Region.<sup>4</sup>

Total AI/AN Market Value of Agricultural Sales :

# \$2,255,000



Per Farm Average AI/AN Market Value of Agricultural Sales :

# \$30,466



Average AI/AN net farm income  
**\$4,061**

Non-Native producers average \$14,457

Lower net farm income is one contributing factor to credit access in Indian Country food and agriculture.



# 12%

AI/AN Producers Do Not Have Broadband Access<sup>2</sup>

Top AI/AN Produced Crops<sup>5</sup>



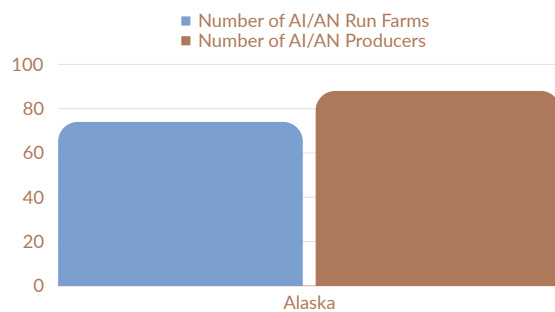
- Grains, Oilseeds, Dry Beans, Dry Peas
- Tobacco
- Cotton and Cottonseed



Top AI/AN Produced Livestock<sup>6</sup>

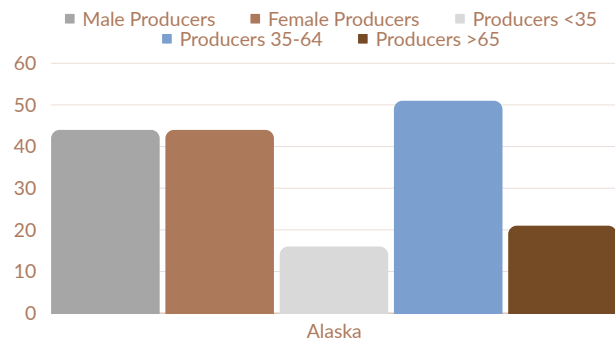
Poultry - 16 farms Cattle - 9 farms Hogs and Pigs - 2 farms

## Characteristics<sup>7</sup>



Less than 8% of producers in Alaska are AI/AN.

## AI/AN Demographics<sup>8</sup>



While the number of female and male producers are nearly the same in this region, female producers make up only 9% of all producers in the country, according to the USDA 2017 Census of Agriculture



# FOOD SECURITY REPORT

## AMERICAN INDIAN, ALASKA NATIVE PRODUCERS

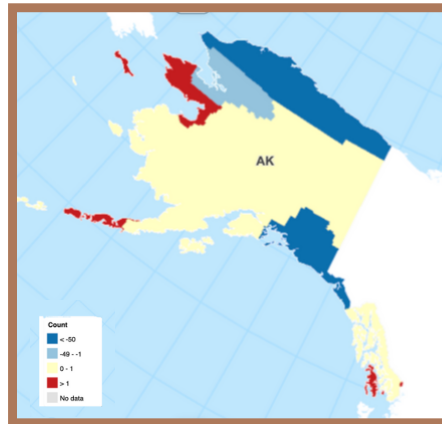
### BIA Alaska Region: Alaska

Number of Tribal Supplemental Nutrition Assistance Program (SNAP) Participants

10,599

Total Food Distribution Program on Indian Reservations (FDPIR) Participants<sup>10</sup>

223



2015 FDPIR Sites

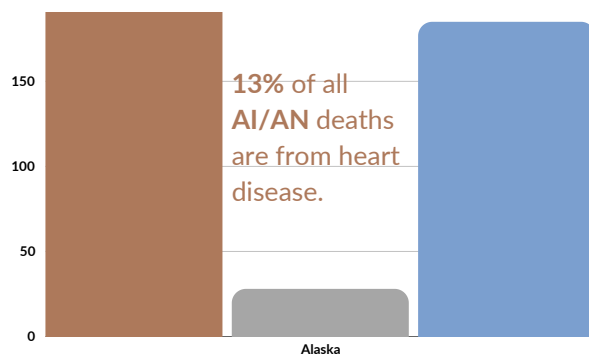
USDA Food Environment Atlas

2017 Ag Census Fast Facts:



Almost half of the farmers in Alaska are new or beginning farmers,

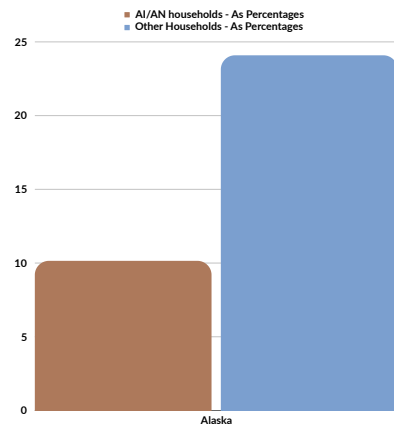
Number of Nutrition Related Deaths in AI/AN Individuals<sup>11</sup>



Total number of deaths of AI/AN individuals in 2018: cancer grey), diabetes (blue), heart disease (brown)

Family Poverty Rates for 2023<sup>12</sup>

The poverty rate for AI/AN families in the Alaskan Region is half the rate for all other households, and there is high participation in SNAP and Food Distribution Program on Indian Reservations (FDPIR).



1-8 2017 Census of Agriculture

9-10 USDA Food and Nutrition Services

11 Kaiser Family Foundation

12 World Population Review

Research conducted and compiled by the Indigenous Food and Agriculture Initiative. For questions or comments, contact Kristiana Coutu, Director of Policy, Research and Tribal Governance, at [kcoutu@uark.edu](mailto:kcoutu@uark.edu)

*This document is strictly for educational purposes only and does not constitute legal advice nor create an attorney/client relationship.*